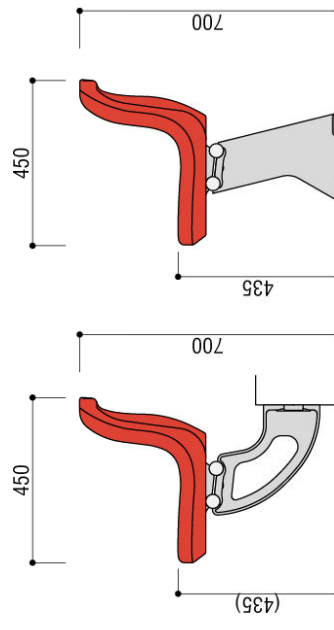
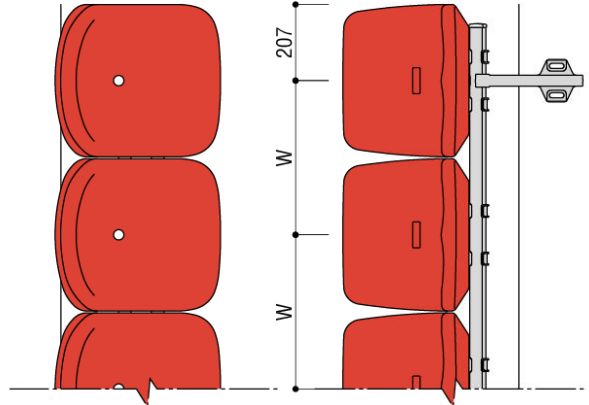




Shell (Blow Molded)_Front



Shell (Blow Molded)_Back



BLMA-1500 Series(1 Piece Type), S=1/20
 ※Please note that specifications may change without prior notice!

Specification

Sports Seating (1 Piece Type)	BLMA-1500 Series
Seat Shell	Blow-Molded high-density polyethylene
Beam	Select color (KB)
Leg (Please refer as below)	Steel pipes with zinc plated finish (Fixed to floor)
※Seat Width W420~W500	

Shell Colors (KB)	
	KB-6(Blue)
	KB-7(Green)
	KB-2(Red)
	KB-4(Orange)
	KB-5(Dark Brown)
	KB-11(Grey Beige)
	KB-12(Grey Brown)
Leg Variations	



Leg_Type 0008
Die-casted aluminum alloy with powder coating finish



Leg_Type 0010
Die-casted aluminum alloy with powder coating finish

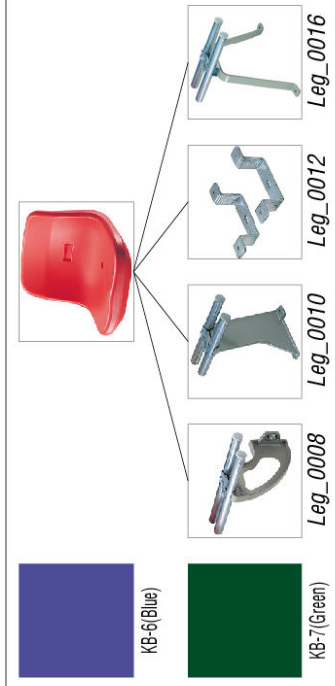


Leg_Type 0012
Steel frame with galvanized finish



Leg_Type 0016
Steel frame with galvanized finish

BLMA-1500 Series



- KB-6(Blue)
- KB-7(Green)
- KB-2(Red)
- KB-4(Orange)
- KB-5(Dark Brown)
- KB-11(Grey Beige)
- KB-12(Grey Brown)

